

SHAD

ENGINEERED FOR RIDING



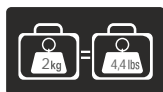
USER GUIDE SADDLE BAGS

E48SR

X45 Y27 Z29 (cm)
X05E48SR

WWW.SHAD.ES

CARE AND MAINTENANCE



MAXIMUM WEIGHT



MAXIMUM SPEED, CHECK LOCAL LAWS.



ALWAYS SECURE AND LOCK PRODUCTS.



ONLY USE RECOMMENDED CLEANING PRODUCTS.



BAGS ARE NOT DESIGNED TO PROTECT FRAGILE OBJECTS.



30L Capacity (set)



Compression straps



Security locks

Before mounting, carefully read through the instructions start to finish. Failure to follow recommended mounting and installation instructions voids warranty. Manufacturer is not liable for any damage, injury or death that results from improper use and installation of products. By installing these products, user accepts all liabilities.

Knobs, bolts, screws, straps and locks must be periodically inspected for signs of wear, corrosion, and fatigue. Never drive with any lock, knob or rack in an open or unlocked position.

Shad locks are designed to deter vandalism and theft but should not be considered theft proof. Remove valuable gear if your vehicle is unattended for an extended period.

Check country specific laws regarding transportation systems and projection of objects beyond the perimeter of a vehicle. Be aware of the width and height of your cargo. All cargo will affect the vehicle's driving behavior.

For safety to your vehicle and luggage system, obey all posted speed limits and traffic cautions. Adapt your speed to the conditions of the road and the load being carried.

Consult with your Shad dealer if you have any questions regarding the operations and limits of Shad Products.

Do not use Shad carriers and accessories for purposes other than those for which they were designed.

Do not exceed their carrying capacity. Failure to follow these guidelines or the product's instructions will void the warranty.

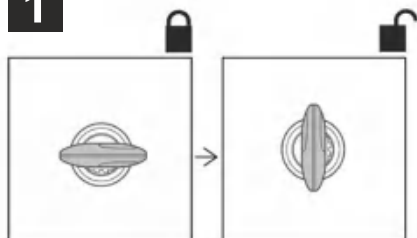
Prolonged exposure to the elements might discolor fabrics and wear away plastic components.

Make sure that loads are evenly distributed inside the cargo box or bag.

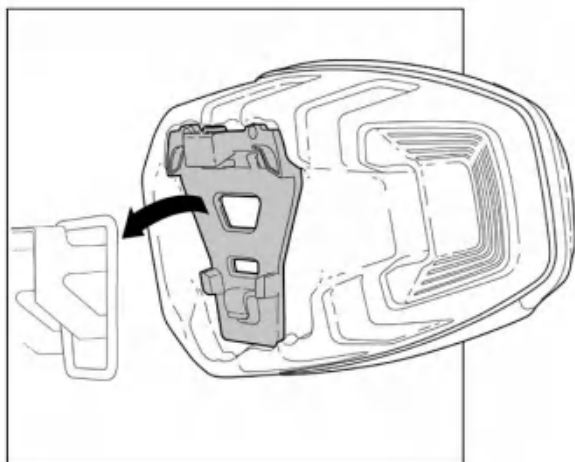
Waterproof zippers and rain covers do not guarantee that the bag is totally waterproof.

ASSEMBLY

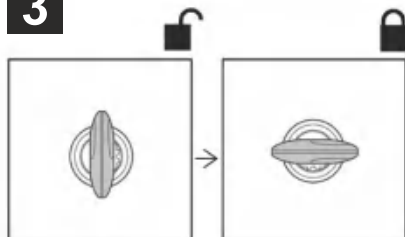
1



2

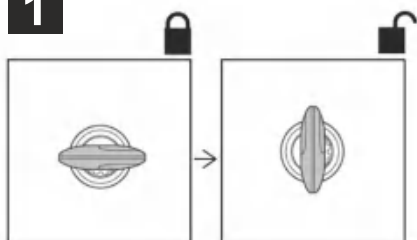


3

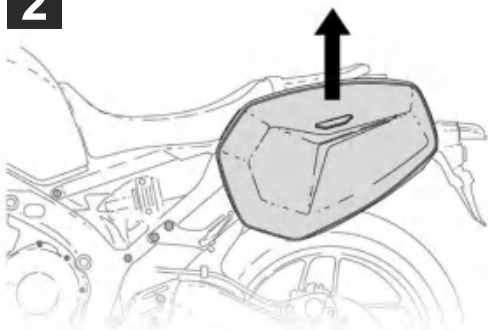


RELEASE

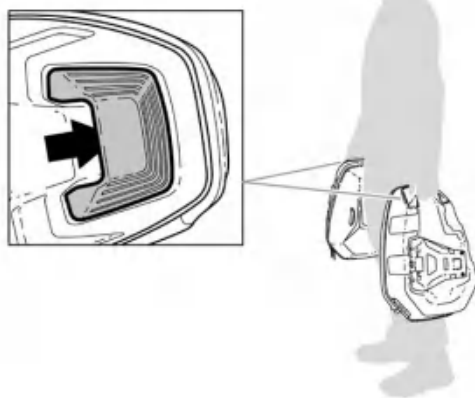
1

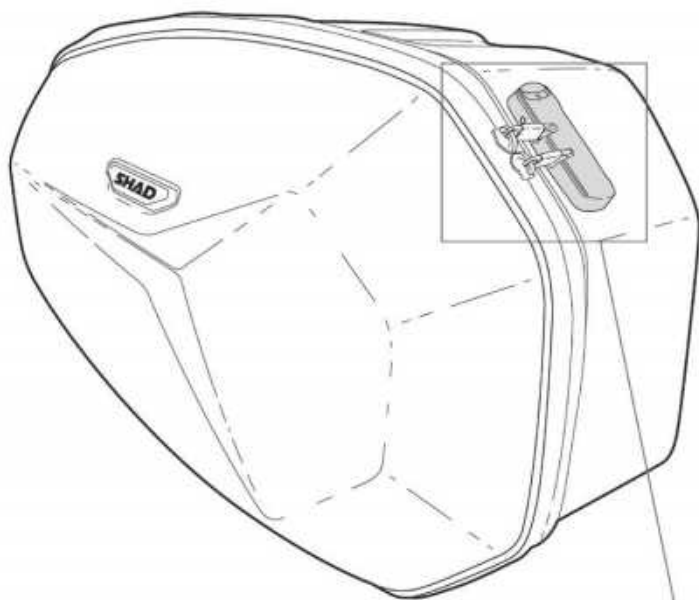


2



3





Security lock

The original number is 0-0-0; To set your personal combination, follow these steps.

1.Put the dials at its original number 0-0-0;

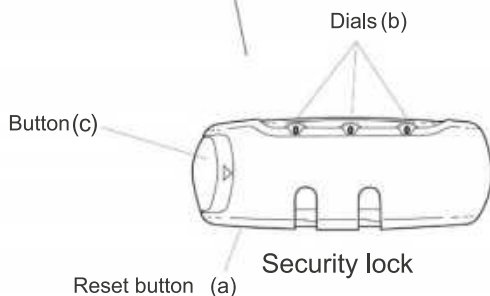
2.Press down the reset button (a) with a tool until you hear the "click" sound.

3. Set your combination by turning the dials (b) for example 8-8-8. Then.

4.Push the button (c) towards to the direction of arrow and the reset button (a) will be back when you hear the "click" sound.

Now you have finished setting your personal combination.

Please remember it by heart.



ACCESSORIES

INNER BAG
Included




SIDE BAG HOLDER
Sold separately



BIKE COMPATIBILITY



Check bike compatibility
on the [shad.es](https://www.shad.es) website



DESIGNED IN BARCELONA

Since 1973

SHAD EUROPE NAD SA
HEADQUARTERS

T: (+34) 935 795 866
Octave Lecante, 2-6
Mollet del Valles, 08100
Barcelona - Spain

SHAD CHINA

T: (+86) 21 6236 5730
Room 501 (Zone 1-T3),
No.1, Lane 268, Tai Hong Road,
MinHang District, 201107
Shanghai - China

SHAD USA

T: (+1) 305 652 6366
19096 NE 4th Court
Miami FL, 33179
USA

SHAD INDONESIA

T: (+62) 21 2271 8560
Jl. Kemang Selatan VIII No.56 Unit B
Jakarta 12730 Indonesia

WWW.SHAD.ES



WE ARE
DOING
GREEN

RESOURCE REDUCTION
60% SELF SUSTAINING FACTORIES
1200 TREES PLANTED 🌲🌲🌲



ISO 14001:2015



WWW.SHAD.ES